

---

# Unit 10: Risk Assessment and Safety Management

STUDENT GUIDE

---

---

---

## **Objectives**

---

By the end of this unit, students will be able to:

- Describe the Operations Section Chief's roles and responsibilities for risk assessment and safety management
- Distinguish between the Operations Section Chief's and the Safety Officer's duties for risk assessment and safety
- Identify who the Operations Section Chief partners with to assess risk and promote safety
- Identify resources that list safety guidelines
- Describe strategies for gathering the information necessary for safety management
- List specific examples of how the Operations Section Chief can promote safety

## **Methodology**

---

This unit uses lecture, an exercise, and discussion.

Students will be tested on this unit's content through the administration of Quiz 2 (to be administered upon completion of this unit). In addition, Instructors will evaluate students' understanding of the unit content through the facilitation of Exercise 5 (to be administered upon the completion of this unit). Knowledge of unit content will also be evaluated through the administration of the Final Exam (to be administered upon completion of the course).

The purpose of this exercise is to provide participants with an opportunity to practice the roles and responsibilities of an Operations Section Chief as they apply to incident risk assessment, operational implications, and the Operations Section's response to mitigation. Utilizing a detailed scenario, students will devise a risk assessment approach and evaluation, and learn to apply risk and safety mitigation measures in their capacity as Operations Section Chief.

**Time Plan**

---

A suggested time plan for this unit is shown below. More or less time may be required based on the experience level of the group.

<b>Topic</b>	<b>Time</b>
Lesson	1 hour
Exercise 5	1 hour
Quiz 2	15 minutes
<b>Total Time</b>	<b>2 hours 15 minutes</b>

**Topic**Unit Title Slide

---

**Key Points**

---

**Scope Statement**


Through this unit, students will learn the principles of risk assessment and safety management as they apply to the role of the Operations Section Chief. This topic will affirm one of the highest priorities of the Operations Section Chief—ensuring safety—through discussion of safety guidelines, the Operations Section Chief’s safety commitment, and safety examples.

## Topic

## Unit Objectives

**Unit Terminal Objective**

**Describe the Operations  
Section Chief's roles and responsibilities  
for risk assessment and safety management.**

**Key Points****Unit Terminal Objective**

Describe the Operations Section Chief's roles and responsibilities for risk assessment and safety management.

**Unit Enabling Objectives**

- Distinguish between the Operations Section Chief's and the Safety Officer's duties for risk assessment and safety
- Identify who the Operations Section Chief partners with to assess risk and promote safety
- Identify resources that list safety guidelines
- Describe strategies for gathering the information necessary for safety management
- List specific examples of how the Operations Section Chief can promote safety

To be effective, the Operations Section Chief must have a strong personal commitment to safety and hazard mitigation. Attention to the established safety guidelines, such as Firefighting Orders, Watchout Situations, LCES, common denominators, and industry standards, is essential.


## Topic


## Operations Section Chief's Responsibilities

### Operations Section Chief's Responsibilities

**Safety is Everyone's Business**

- Are objectives safely obtainable?
- Planning process utilizing ICS Form 215A
- Established safety guidelines





Unit 10: Risk Assessment and Safety Management Visual 10-3

## Key Points

You are the person who is primarily responsible for your own safety, as well as the safety of those you supervise. This is one of the fundamental tenets of ICS. As an Operations Section Chief, your primary responsibility is to ensure that everyone who showed up for work leaves in the same shape that they came in.

Are the objectives safely obtainable? You may have to go back to the Incident Commander and say that your team can't accomplish the objective during this operational period because the team doesn't have the necessary safety materials/resources, or you can suggest an alternative (safer) tactic for addressing the objective.

Utilize ICS Form 215A, Incident Action Plan Safety Analysis. Make sure that it matches ICS Form 215. Specifically, make sure that all of the items on ICS Form 215 are reflected back on ICS Form 215A with the safety mitigations listed.

When you look at ICS Form 215A, consider the following:

- Can you mitigate all of these risks?
- Should you change tactics if the one that you chose turns out to be too dangerous?
- Can you order additional safety resources to mitigate these risks?

**Topic** Safety Guidelines

---

**Safety Guidelines**

- 10 Standard Firefighting Orders
- 18 Watchout Situations
- Common denominators
- LCES
- Department SOPs
- Industry standards



*Unit 10:*  
*Risk Assessment and Safety Management*

*Visual 10-4*

**Key Points**

---

There are obviously more safety guidelines than the fire-centric ones mentioned here. Ask the class to identify safety guidelines from their own fields and agencies. Such guidelines include NFPA 1500, Standard on Fire Department Occupational Safety and Health Program; jurisdictional regulations; Occupational Safety and Health Administration (OSHA); and State regulations.

If you are deployed out of State, you'll need to know whether the State that you are working in is a State-OSHA State or a Federal-OSHA State. Lawyers will hold you accountable for established safety standards whether or not you're aware of them. Make sure that you are!

## Topic

## Use Others to Assess Risk and Safety

### Use Others to Assess Risk and Safety

- Work with Safety Officer
- Branch Directors, Division/Group Supervisors
- Technical Specialists
- Law Enforcement
- Logistics



Unit 10:  
Risk Assessment and Safety Management

Visual 10-5

### Key Points

In addition to Safety Officers, Branch Directors and Division/Group Supervisors are also sources because they have a frontline perspective on potential/developing safety issues. Don't override their judgment if it doesn't match your tactical plan; instead, listen to it and consider modifying your plan. After all, Branch Directors and Division/Group Supervisors are out there because you trust them, and they have more immediate and in-depth knowledge than you do.



**Topic**

Operations Section Chief's Safety Commitment

---

**Operations Section Chief's Safety Commitment**

---

**Operations Section Chief  
must show a personal commitment to safety.**

**How can this be done?**

Unit 10:  
Risk Assessment and Safety Management

Visual 10-6

**Key Points**

---

**Topic** Operations Section Chief Safety Examples

---

**Operations Section Chief Safety Examples**

---

- Stress safety in briefings and one-on-one
- Listen to safety concerns of incident personnel
- Ensure subordinates understand their safety responsibilities
- Visit Divisions and incident facilities
- Set an example by wearing appropriate PPE
- Expect the unexpected
- Consider personnel welfare needs

Unit 10:  
Risk Assessment and Safety Management

Visual 10-7

**Key Points**

---

- Do more than repeatedly say “Be safe out there!” Responders at briefings will tune it out. Instead, listen actively, take the intelligence of your subordinates seriously, and demonstrate your seriousness to others.
- Know what is at stake. Do not endanger your life or the lives of others if you’re just saving property. Be aware of responders who take chances and needlessly endanger themselves and their team.
- The law will uphold your decisions, even in the absence of supporting regulations, if your decisions are similar to the way that a prudent, responsible person would act in the same situation.
- A Risk Management Plan should have a hazard analysis that describes the hazard and defines the necessary PPE and safety precautions.
- Expect the unexpected by having contingencies and a strategic or tactical reserve in the staging area.
- Make sure that you attend to personnel welfare needs. If people are tired, hungry, angry, frustrated, or psychologically shaken, they’ll be more likely to make rash decisions.

- How do you deal with a breach of safety protocol?
  - Stop the operation that it affects, deal with it, and bring it up at the next Operational Briefing.
  - If it's a minor violation, counsel them (e.g., "put your gloves on"); if it's a company officer leading people in a hazardous manner, stop and counsel him/her. If it's a repeat violation, send him/her home, and be sure to hold the action up as an example of what not to do.



**Key Points**

---

Follow directions from the instructor on how to complete this exercise.

**Objectives Review**

---

1. *What are the similarities and differences between the Operations Section Chief's and the Safety Officer's duties with regard to risk assessment and safety?*
2. *Who does the Operations Section Chief partner with to assess risk and promote safety?*
3. *What are the available resources that list safety guidelines?*

**Key Points**

---

**Unit Terminal Objective**

Describe the Operations Section Chief's roles and responsibilities with regard to risk assessment and safety management.

**Unit Enabling Objectives**

- Describe the Operations Section Chief's roles and responsibilities for risk assessment and safety management
- Distinguish between the Operations Section Chief's and the Safety Officer's duties for risk assessment and safety
- Identify who the Operations Section Chief partners with to assess risk and promote safety

**Topic** Objectives Review (cont.)

---

**Objectives Review (cont.)**

---

**4. *What are some strategies for gathering information necessary for safety management?***

**5. *What are specific examples of how the Operations Section Chief can promote safety?***

Unit 10:  
Risk Assessment and Safety Management Visual 10-10

### **Key Points**

---

#### **Unit Enabling Objectives (cont.)**

- Identify resources that list safety guidelines
- Describe strategies for gathering the information necessary for safety management
- List specific examples of how the Operations Section Chief can promote safety



**Key Points**

---

Follow directions from the instructor on how to complete this quiz.