

Visuals

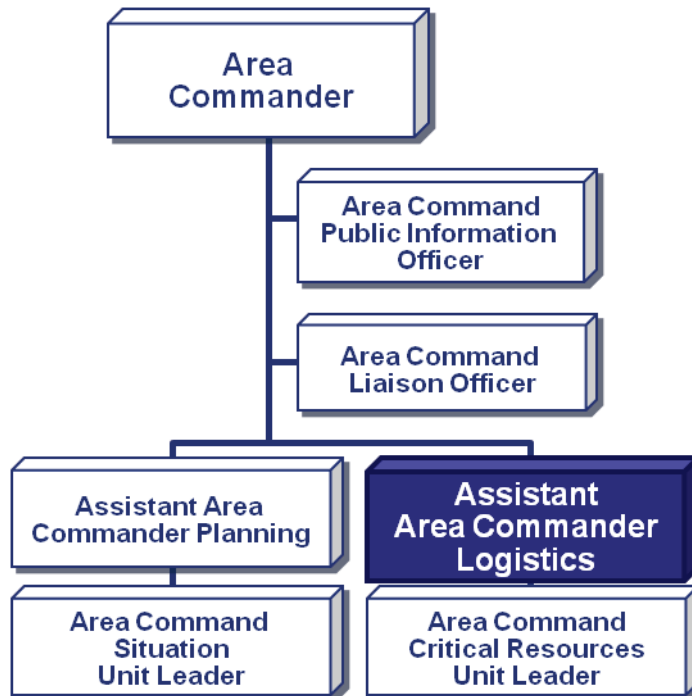
Assistant Area Commander – Logistics



- Obtains briefings from Area Commander.
- Provides facilities, services, and materials for Area Command.
- Designates and coordinates ordering process.
- Ensures communications are coordinated.
- Assists in Area Command decisionmaking.
- Ensures that critical resources are used.

FEMA Visual 4.13 Area Command

View the enlarged organization chart below.



Visuals



View the job aid on the next page.

Your Notes


Job Aid: Other Area Command Positions

Area Command Public Information Officer	<ul style="list-style-type: none">• Position is filled as needed.• Provides public information coordination between incident locations using the Joint Information System. This will be accomplished at the Joint Information Center, if established.• Serves as the contact point for media requests.
Area Command Liaison Officer	<ul style="list-style-type: none">• Position is filled as needed.• Maintains off-incident interagency contacts and coordination.• Does not replace the Public Information and Liaison Officers who are assigned to the individual incidents. These positions are filled as needed.
Assistant Area Commander – Planning	Responsible for: <ul style="list-style-type: none">• Assembling information on individual incident objectives.• Recommending the priorities for resource allocation.• Maintaining status on critical resources.• Ensuring that advance planning is being accomplished.• Ensuring demobilization plans are coordinated.• Preparing Area Command briefings, as requested.• Review Incident Action Plans and completed ICS 209 forms that are submitted from assigned incidents.
Area Command Situation Unit Leader	<ul style="list-style-type: none">• This position may be assigned to assist the Assistant Area Commander – Planning.• Monitors the status of objectives for each incident or Incident Management Team assigned to the Area Command.
Assistant Area Commander – Logistics	Responsible for: <ul style="list-style-type: none">• Obtaining briefings from the Area Commander.• Providing facilities, services, and materials for the Area Command.• Designating and coordinating ordering process.• Ensuring coordinated communications are in place.• Assisting in the development of Area Command decisions.• Ensuring that critical resources are used effectively on a continuous basis.
Area Command Critical Resource Unit Leader	<ul style="list-style-type: none">• This position may be assigned to assist the Assistant Area Commander – Logistics.• Tracks and maintains the status and availability of critical resources assigned to each incident under the Area Command.
Technical Specialists	<ul style="list-style-type: none">• The addition of technical specialists will depend on the kinds of incidents involved.• Technical specialists at the Area Command provide specific information and expertise relating to their specialty. For example, depending on the type of incidents involved, it may be useful to have the following specialists assigned to the Area Command team:<ul style="list-style-type: none">• Aviation Specialist• Hazardous Materials Specialist• Environmental Specialist• Communications Specialist

Visuals

Agency Administrator In-Briefing



- ✓ General situation and incidents assigned
- ✓ Jurisdictional delegation of authority
- ✓ Assumption of command timing and notifications procedure
- ✓ Names and qualifications of Incident Commanders (indicating those under Unified Command)
- ✓ Limitations on the Area Commander's authority
- ✓ Current IAPs
- ✓ Policies, political factors, or other constraints
- ✓ Agency advisor
- ✓ Area Command facility
- ✓ Status of communications systems
- ✓ Critical resource designations
- ✓ Policy and expectations for interaction with the media
- ✓ Area Command reporting responsibility to agency
- ✓ Briefing and contact schedules



Visual 4.21
Area Command

Area Commander In-Briefing With ICs

- ✓ Concise incident briefings (including IAPs and other documentation).
- ✓ Area Command roles and responsibilities.
- ✓ Policy, direction, and priorities.
- ✓ Conflict resolution procedures.
- ✓ Communication procedures, meeting schedules, etc.
- ✓ Resource ordering process.
- ✓ Critical resource needs.




Visual 4.22
Area Command

Your Notes

Incident Commanders & Critical Priorities

Why must Incident Commanders accept the need for Area Command to establish critical priorities?



Visual 4.23
Area Command

Area Command Meeting Agenda

- Incident situation reports
- Technical specialist reports
- Identification of critical resource needs
- Allocation and reallocation of resources
- Public Information Officer report
- Liaison Officer report
- Demobilization of resources
- Unified Area Command wrap-up



Visual 4.24
Area Command

Your Notes

Visuals

Demobilization Procedures

- Establish procedures with incidents and EOCs/multiagency coordination centers on demobilization.
- Determine demobilization priorities and procedures for handling critical resources.
- Provide incidents with a list of critical resources and instructions for clearing releases with Area Command.
- Incidents must provide Area Command with copies of demobilization schedules.



Applied Exercise



- Follow instructions . . .
- Presented by instructors.
 - Outlined on handouts.

Your Notes

Summary

You should now be able to:

- Define Area Command.
- List the principal advantages of using Area Command.
- Describe how, when, and where Area Command would be established.
- Describe the Area Command organization.
- Identify six primary functional responsibilities of Area Command.
- Given a scenario, develop an Area Command organization.

Your Notes

Your Notes

UNIT 5: MULTIAGENCY COORDINATION

This page intentionally left blank

Visuals

**Unit 5:
Multiagency
Coordination**



FEMA

Visual 5.1
Multiagency Coordination

Unit Objectives (1 of 2)

- Describe the kinds of incident/event management problems that can occur due to a lack of multiagency coordination.
- Define essential terms related to multiagency coordination.
- Identify the major guidelines for establishing and using Multiagency Coordination Groups and Systems.
- Provide examples of the different levels at which multiagency coordination is commonly accomplished.
- Identify the primary components of a Multiagency Coordination System.

FEMA

Visual 5.2
Multiagency Coordination

Your Notes

Unit Objectives (2 of 2)

- Describe examples of organizations that may provide multiagency coordination.
- List the responsibilities of multiagency coordination organizations.
- Identify principal positions within a Multiagency Coordination System.
- Identify differences between Area Command, Unified Command, and multiagency coordination organizations.

FEMA

Visual 5.3
Multiagency Coordination

Response Coordination Challenges

- Increasing incident complexity
- Complex and confusing legal authorities
- Increasing litigation
- Increasing response costs
- High property and economic losses
- Life, health, safety issues
- Deteriorating public view of government
- Intense media and public scrutiny
- Political, legislative, and budgetary ramifications



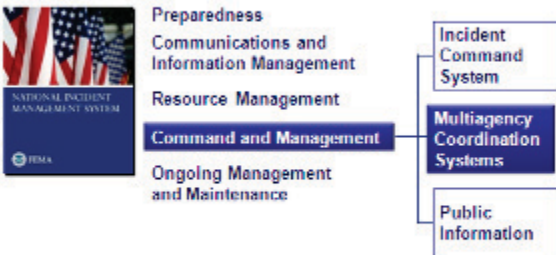
FEMA

Visual 5.4
Multiagency Coordination

Your Notes

Visuals

NIMS Components Review

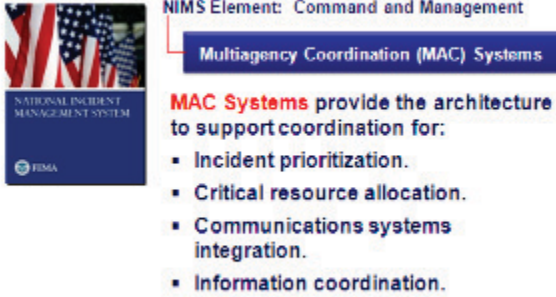


The diagram shows the NIMS components. On the left, a vertical list includes: Preparedness, Communications and Information Management, Resource Management, Command and Management (highlighted in a blue box), and Ongoing Management and Maintenance. On the right, a vertical list includes: Incident Command System, Multiagency Coordination Systems (highlighted in a blue box), and Public Information. A line connects the 'Command and Management' component to the 'Multiagency Coordination Systems' component.

Additional Information: www.fema.gov/emergency/nims

FEMA Visual 5.5 Multiagency Coordination

What Is a Multiagency Coordination System?



The diagram defines MAC systems. It states: NIMS Element: Command and Management. Multiagency Coordination (MAC) Systems. MAC Systems provide the architecture to support coordination for:

- Incident prioritization.
- Critical resource allocation.
- Communications systems integration.
- Information coordination.

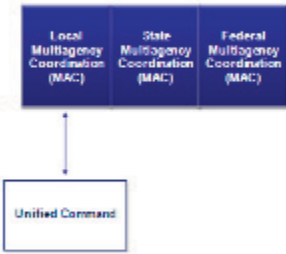
FEMA Visual 5.6 Multiagency Coordination

Your Notes

Multiagency Support and Coordination

Provide support and coordination to incident command by:

- Making policy decisions.
- Establishing priorities.
- Resolving critical resource issues.
- Facilitating logistics support and resource tracking.
- Collecting, analyzing, and disseminating information.



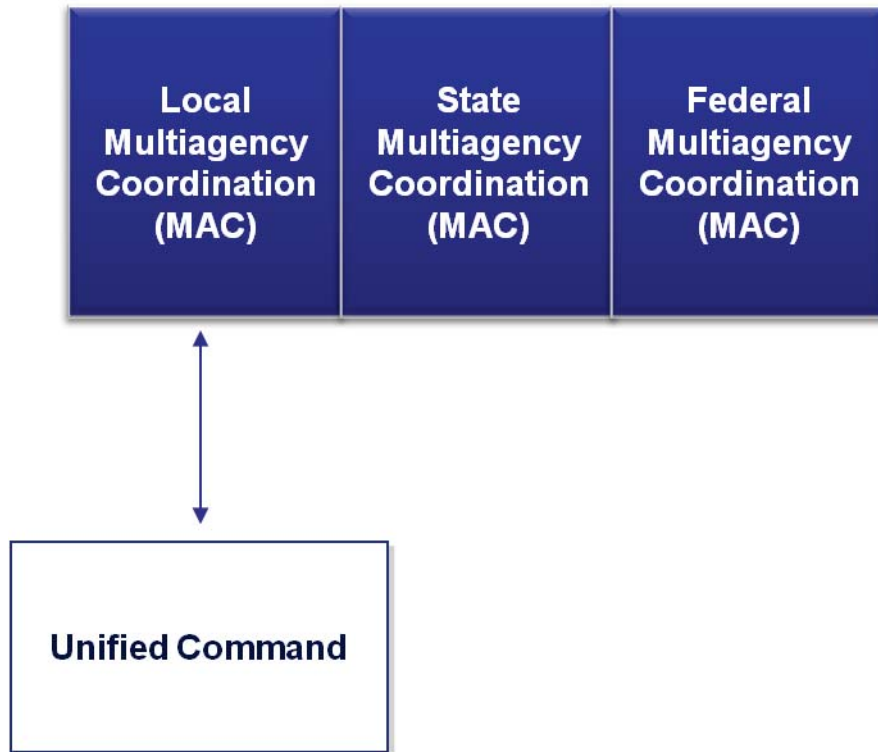
The diagram shows a flow from 'Unified Command' to three levels of Multiagency Coordination (MAC): Local, State, and Federal. An arrow points from 'Unified Command' up to a box containing three sub-boxes: 'Local Multiagency Coordination (MAC)', 'State Multiagency Coordination (MAC)', and 'Federal Multiagency Coordination (MAC)'.

FEMA Visual 5.7 Multiagency Coordination

View the enlarged organization chart on the next page.

Your Notes

Visuals



Visuals

Command vs. Coordination

What is the difference between command and coordination?

FEMA Visual 5.2 Multiagency Coordination

NIMS: Command

Command: The act of directing, ordering, or controlling by virtue of **explicit** statutory, regulatory, or delegated authority.

Who has the explicit authority for the management of all incident operations?

FEMA Visual 5.3 Multiagency Coordination

Your Notes

NIMS: Coordination

Multiagency coordination is a process that allows all levels of government and all disciplines to work together more efficiently and effectively.

An entity/individual may have "command and control" over resources and policies without being in command of the incident scene.

FEMA Visual 5.8 Multiagency Coordination

MAC Systems Overview

Multiagency Coordination Systems

What are Multiagency Coordination Systems?

Click the image to play the video.

FEMA Visual 5.11 Multiagency Coordination

Your Notes

Video Transcript: MAC Systems Overview

NARRATOR: As an incident becomes more complex, a Multiagency Coordination, or MAC, System is used to coordinate and support the response efforts. A MAC System is a combination of integrated facilities, equipment, personnel, procedures, and communications with responsibility for coordinating and supporting incident management activities. The MAC System is much larger than a single facility and includes a network of elements all designed to support the Incident Command.

CHIP PATTERSON: The overall purpose of the MAC System is good situational awareness of having a coordination system and the command and control systems in place to have good situational awareness of what the effects that disaster has had on our community.

NARRATOR: A MAC System includes both command and coordination components. In a MAC System, direct tactical and operational responsibility for conducting incident management activities rests with the Incident Command or Area Command.

The coordination components of the MAC System support the on-scene commanders by:

- Establishing incident management policies and priorities;
- Facilitating logistical support and resource tracking;
- Making informed resource allocation decisions;
- Maintaining a common operating picture by coordinating incident-related information; and
- Coordinating interagency and intergovernmental issues regarding policies, priorities, and strategies.

CHIP PATTERSON: The difference between the Incident Manager in the EOC and the Incident Commander in the field can be summed up really with the terms of the **Incident Commander is engaged in command and control of that specific incident scene, and the Incident Manager in the EOC is engaged in coordination of that whole Multiagency Coordination System.**

The Incident Commander has certain statutory duties or authorities to be able to protect public safety, to carry out particular actions.

The Incident Manager in the Emergency Operations Center is discharging the duties of the chief executive of that jurisdiction to coordinate and make the entire community move towards effective response and recovery in supporting those Incident Commanders.

CRAIG FUGATE: We start merging our operations very quickly and we work to support local governments, and in any type of disaster—but particularly those we know are coming—we'll actually assign staff into those impacted or potentially impacted county Emergency Operations Centers before the storm ever makes landfall.

NARRATOR: A MAC System may include a coordination entity with agency policy representatives who have decisionmaking authority. Common examples of these groups include Policy Committees, MAC Groups, Joint Field Office Coordination Groups, and Executive Groups. Although these groups have differing titles, their purpose is to provide strategic policy direction for the incident.

Video Transcript: MAC Systems Overview (Continued)

CHIP PATTERSON: On disaster day in the Emergency Operations Center, they're involved in strategy and policy as well, and our system must account for that and have them involved because there are numerous policy-level decisions that need to be made during disasters.

CRAIG FUGATE: We are a representative form of government; our elected leaders are who the public expects to be providing that policy direction.

CHIP PATTERSON: It goes all the way back to being grounded in our local ordinance and city ordinance in describing who's in charge, who has the authority to declare local states of emergency and what that means and what it establishes; it establishes this Executive Group for the purposes of strategy and policymaking. An example of policy is hurricane evacuation, that's a policy decision, the establishment of curfews or exclusion zones, or restricting the sale of gasoline or firearms, all those are policy issues that the Executive Group gets involved in and makes the decisions about those.

NARRATOR: Effective resource management is a key function of those making policy decisions within the MAC System.

CHIP PATTERSON: One of the very important tools in the toolbox for resource management is the use of mutual aid agreements . . . really what are contracts in essence that describe the financial relationships, the legal relationships, and some of the operational relationships for a disaster environment. That statewide mutual aid agreement is an important part of our disaster service delivery.

NARRATOR: The Executive or Policy Group is supported by operational personnel. These staff members may work in the Emergency Operations Centers, Joint Operations Centers, Joint Field Offices, or Regional Response Coordination Centers. Although the names of facilities may differ, operational support staff facilitates logistics support and resource tracking, gathers and provides information, and implements multiagency coordination entity decisions.

There are many different ways to organize operational support staff. Often, operational support personnel are organized using Incident Command System, or ICS, principles. Although ICS principles may be used, these staff are in a support role, not a command role.

CHIP PATTERSON: We further organize the operations group using the Incident Command System and we have, essentially what we call an Incident Manager within the EOC who has a leadership role similar to what in the field would be called an Incident Commander—but an Incident Manager within the EOC—and then the common staff positions and general positions for within the Incident Command System: an Information Officer, Liaisons, Safety Officer, and then Section Chiefs: an Operations Section Chief, Plan Section Chief, Logistics Section Chief, and then Finance Section Chief.

And then that organizational structure is really dealing with, to a certain extent, command and control, but primarily coordination issues to support Incident Commanders out across that devastated area or that disaster area.

Video Transcript: MAC Systems Overview (Continued)

NARRATOR: One critical function of a Multiagency Coordination System is to develop a common operating picture accessible across jurisdictions and functional agencies. A common operating picture allows Incident Managers at all levels to make effective, consistent decisions in a timely manner. And it helps ensure consistency at all levels of incident management across jurisdictions, as well as between various engaged governmental jurisdictions, and private-sector and nongovernmental entities.

DAWN WOOD: We were talking about organizational discipline and it goes back to the objectives and what are the objectives that we need to meet in this period of time as well as in the overall picture of the incident and making sure that everybody that's part of the organization is moving in the same direction, that people are not off on their own doing their own thing, that we're all coming together to meet those needs as well as meet those objectives so it's tying the big picture together. You know, sometimes Operations is so busy out in the field doing what they need to do but it's essential that we get all the information—what they need, what they're doing—back up so that the rest of the organization is familiar with what they're doing and the bigger decisions can be made by the Executive Group and the mayor for going forward.

Another part of our MAC System is—a very important part—is the financial control system. I think in the past that's been an afterthought, and we realized that the Finance Section is very huge in being able to account for time, account for all the resources, payment, budgeting, everything has to be tracked through Finance and we want to get them involved at the beginning and not at the end, whereas we need to make sure that everything is documented correctly, that we're gathering the information that they need.

NARRATOR: Communications within a MAC System must be reliable. Systems and protocols must be in place to support integrated systems for communication, information management, and intelligence and information sharing to continuously update data during an incident.

CRAIG FUGATE: One of the things about NIMS is, irregardless of the technology challenges, it provides a method of ensuring you have interoperability of communications because you define who needs to talk to who, when, and what they need to say, and from there you take your systems and you build it to support the mission, the goals, and the objectives. NIMS provides the framework that identifies not only who needs to talk to who but what information must be passed between the different levels, both vertically and horizontally, to make sure we're all working towards the same mission, goals, and objectives even though we may have different pieces of that, come from different disciplines, and on a day-to-day basis we don't share common communications.

CHIP PATTERSON: One other component that, on somewhat more on the mission side of it, is the whole mechanism to communicate external to the public, to get out public information, and the need that we have in command centers to be able to partner with media, with television and radio and print media, to get that message out, to get protective action measures out, to get public safety messages and other information about that disaster.

It's very important to have that in close proximity to the overall Emergency Operations Center or command structure. But moreover it's not—the mission of getting that message out can impede the command and control and coordination, getting that whole piece of it done as well and so it's important to think of having the public information, Joint Information Center close and collocated, but not necessarily in the middle of the Emergency Operations Center.

Video Transcript: MAC Systems Overview (Continued)

In the facility that we're in now, the Joint Information Center is within this facility but is separated by several floors from the operational area of the EOC, so it's in close proximity but not in the midst of the operations.

NARRATOR: Throughout this course you will learn that effective Multiagency Coordination Systems incorporate all phases of emergency management—prevention, preparedness, response, recovery, and mitigation.

DAWN WOOD: What makes an effective multiagency coordinating system is the communication, and I think it's not just the communication when an incident happens but that we've had that communication all along and that in plans and writing plans, in exercises, in activations, that we're—have always been part of the same team.

DALE MARGADONNA: I think it helps coordinate whatever the incident is by having all the key players there that can make the decisions that can communicate their concerns. It certainly establishes a much more coordinated effort. It reinforces the command structure and I think it supports the entire effort much more than agencies being out on their own or being even in another location.

CHIP PATTERSON: The key to an effective Multiagency Coordination System is coming all the way back, is being disaster-victim focused and having a well-thought-out command and control communication and coordination system to be able to meet the extraordinary resource management issues and requirements as well as the situational awareness and coordination requirements that disaster brings. And so that means addressing it from a management organizational structure basis, from a facility basis, from a plans and procedure and training basis.

Visuals

Terminology Review

How does Area Command differ from a Multiagency Coordination System?

Where is Unified Command applied?

FEMA Visual 5.12 Multiagency Coordination

Unity of Command & Unity of Effort

Local Emergency Ops Center (EOC) | State Emergency Ops Center (EOC) | Federal Emergency Ops Center (EOC)

Policy, Coordination, and Support Command

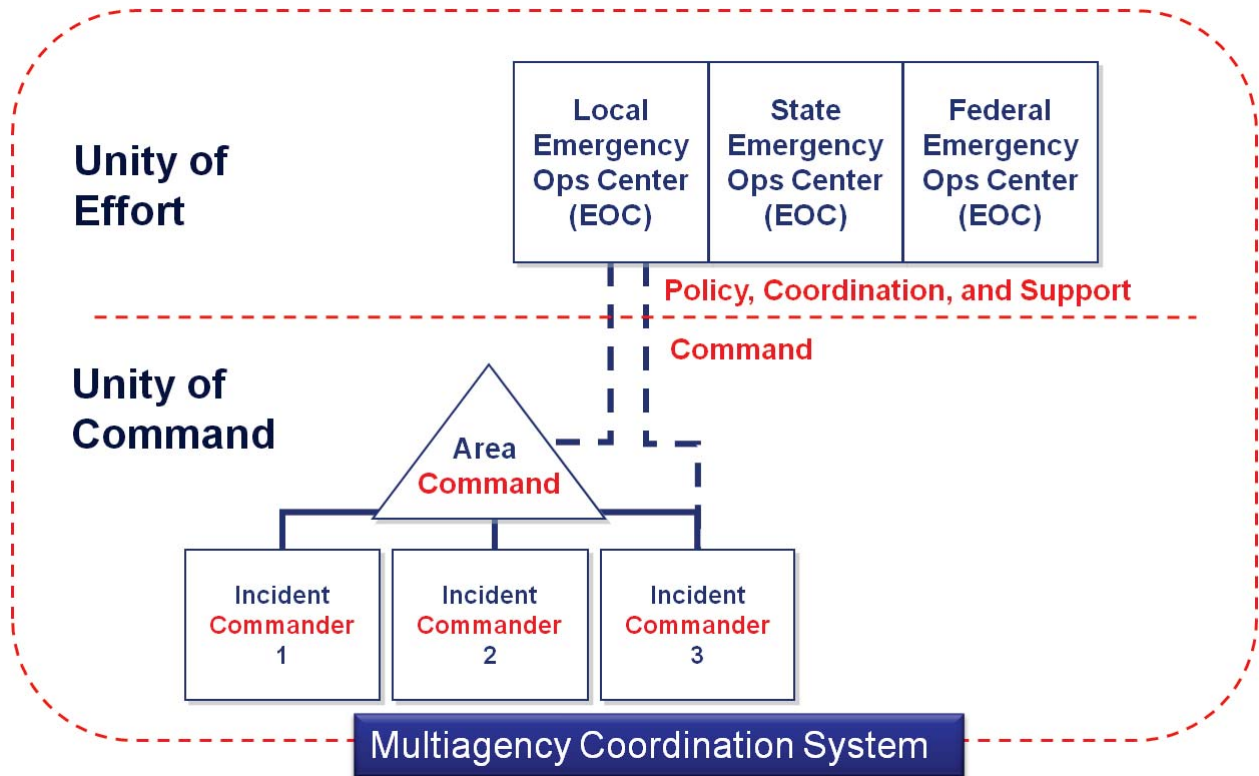
Area Command

Incident Commander 1 | Incident Commander 2 | Incident Commander 3

Multiagency Coordination System

FEMA Visual 5.13 Multiagency Coordination

View the enlarged organization chart below.



Visuals



Multiagency Coordination System

A MAC System:

- May be as simple as a teleconference, or
- May require an assembled group and associated support systems.

FEMA

Visual 5.15
Multiagency Coordination

Your Notes

MAC System Components: Elements

<p>Policy-Level Group (MAC Organization)</p>	<ul style="list-style-type: none"> Consists of agency representatives with decisionmaking authority. Prioritizes critical resource allocations. Provides policy direction.
<p>Implementation Staff</p>	<ul style="list-style-type: none"> Consists of agency representatives with functional or jurisdictional authority. Implements multiagency coordination organization decisions.
<p>Coordination Center</p>	<ul style="list-style-type: none"> Serves as a location from which to operate. May consist of permanent or temporary facilities including dispatch center, EOCs, etc.

FEMA

Visual 5.16
Multiagency Coordination

Common Coordination Organizations

<ul style="list-style-type: none"> Multiagency Coordination (MAC) Group Crisis Action Teams Policy Committees Agency Executives <p>Decisionmakers</p>	<ul style="list-style-type: none"> Dispatch Centers Emergency Operations Centers (EOCs) Department Operations Center (DOCs) National Operations Center <p>Facilities/Ops Support</p>
---	--

FEMA

Visual 5.17
Multiagency Coordination

Your Notes

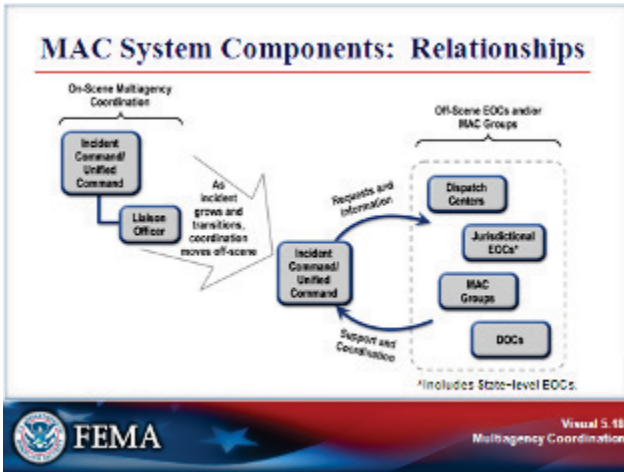
Job Aid: Common Multiagency Coordination Organizations

Multiagency Coordination Groups	
MAC Group	A MAC Group functions within the Multiagency Coordination System, which interacts with agencies or jurisdictions, not with incidents. MACS are useful for regional situations. A MAC Group can be established at a jurisdictional EOC or at a separate facility.
JFO Unified Coordination Group	The JFO is led by the Unified Coordination Group, which is comprised of specified senior leaders representing State and Federal interests, and in certain circumstances tribal governments, local jurisdictions, the private sector, or NGOs. The Unified Coordination Group typically consists of the Principal Federal Official (if designated), Federal Coordinating Officer (FCO), State Coordinating Officer, and senior officials from other entities with primary statutory or jurisdictional responsibility and significant operational responsibility for an aspect of an incident (e.g., the Senior Health Official, Department of Defense representative, or Senior Federal Law Enforcement Official if assigned). Within the Unified Coordination Group, the FCO is the primary Federal official responsible for coordinating, integrating, and synchronizing Federal response activities. The composition of the Unified Coordination Group will vary, depending upon the scope and nature of the incident and the assets deployed in support of the affected jurisdiction. The JFO structure normally includes a Unified Coordination Staff. The Unified Coordination Group determines the extent of staffing based on the type and magnitude of the incident.
Multiagency Coordination Centers	
Emergency Operations Center (EOC)	The physical location at which the coordination of information and resources to support local incident management activities normally takes place. Also called Expanded Dispatch, Emergency Command and Control Centers, etc., EOCs are used in various ways at all levels of government and within private industry to provide coordination, direction, and control during emergencies. EOC facilities can be used to house Area Command and multiagency activities, as determined by agency or jurisdiction policy.
Joint Operations Center (JOC)	An interagency command post established by the Federal Bureau of Investigation to manage terrorist threats or incidents and investigative and intelligence activities. The JOC coordinates the necessary local, State, and Federal assets required to support the investigation, and to prepare for, respond to, and resolve the threat or incident.
Joint Field Office (JFO)	The JFO is a temporary Federal facility established locally to coordinate operational Federal assistance activities to the affected jurisdiction(s). The JFO is a multiagency center that provides a central point of coordination for Federal, State, local, tribal, nongovernmental, and private-sector organizations with primary responsibility for threat response and incident support and coordination. The JFO enables the effective and efficient coordination of Federal incident-related prevention, preparedness, response, and recovery actions. The JFO accommodates all entities (or their designated representatives) essential to incident management, information sharing, and the delivery of disaster assistance and other support.

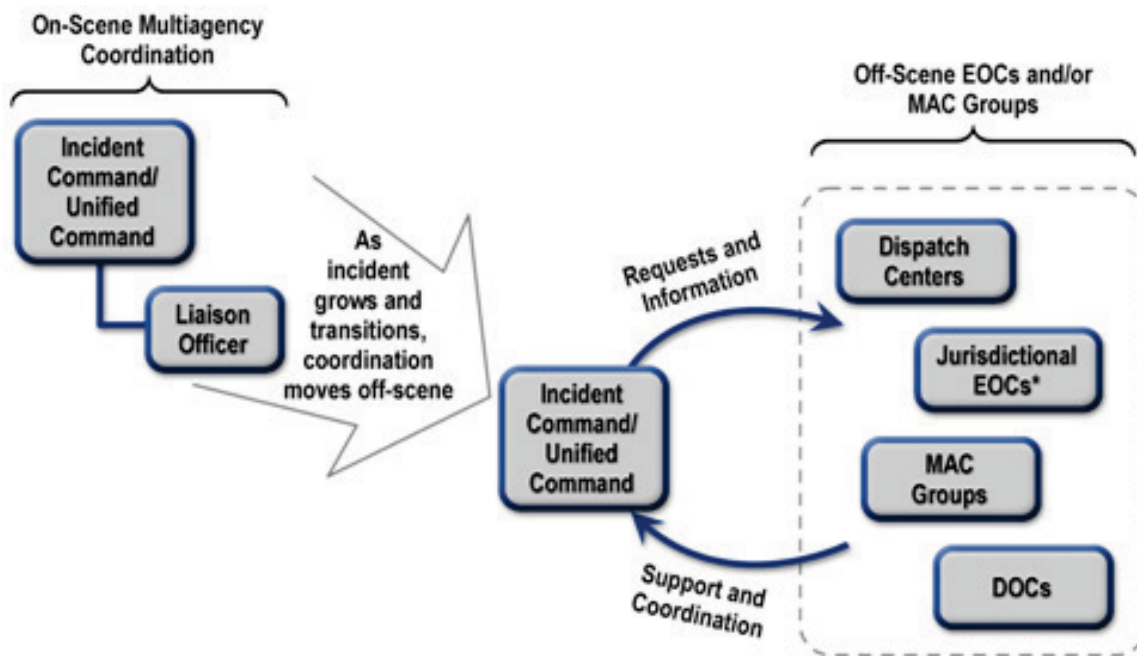
Job Aid: Common Multiagency Coordination Organizations (Continued)

Multiagency Coordination Centers (Continued)	
Joint Information Center (JIC)	The JIC is a facility where the Public Information Officer(s) and staff can coordinate and provide information on the incident to the public, media, and other agencies.
Regional Response Coordination Center (RRCC)	<p>The RRCC is a standing facility operated by FEMA that is activated to coordinate regional response efforts, establish Federal priorities, and implement local Federal program support. The RRCC establishes communications with the affected State emergency management agency and the National Response Coordination Center (NRCC), coordinates deployment of the Emergency Response Team-Advance Element (ERT-A) to field locations, assesses damage information, develops situation reports, and issues initial mission assignments.</p> <p>The RRCC operates until a JFO is established in the field and/or the Principal Federal Officer, Federal Coordinating Officer, or Federal Resource Coordinator can assume their National Response Framework (NRF) coordination responsibilities. The RRCC replaces the Regional Operations Center.</p>
National Response Coordination Center (NRCC)	The NRCC is a multiagency center that provides overall Federal response coordination for emergency management program implementation (including both Stafford Act and non-Stafford Act incidents). FEMA maintains the NRCC as a functional component of the National Operations Center (NOC) in support of incident management operations. The NRCC replaces the Emergency Support Team.
National Operations Center (NOC)	The NOC is the primary national hub for domestic incident management operational coordination and situational awareness. The NOC is a standing 24/7 interagency organization fusing law enforcement, national intelligence, emergency response, and private-sector reporting. The NOC facilitates homeland security information sharing and operational coordination with other Federal, State, local, tribal, and nongovernment EOCs.

Visuals



View the enlarged graphic below.



Visuals

Multiagency Coordination Centers

Organizational structures may be based on:

- Incident Command System principles.
- Management functions.
- Emergency support functions.



Multiagency Coordination System Activation

Activated when . . .


- An emergency situation threatens, significantly impacts, or involves multiple agencies and/or political subdivisions.
- Preestablished threat levels are reached.



Your Notes

Primary Coordination Functions

- Situation assessment
- Incident policy/priorities
- Critical resource acquisition and allocation
- Support of incident management policies and interagency activities
- Coordination with other ops centers/MAC organizations
- Coordination with elected and appointed officials
- Support maintenance of a **common operating picture**



Common Operating Picture

Common Operating Picture = A single, identical summary/presentation of critical incident information that is shared by all responders and organizations

What are the potential challenges in maintaining a common operating picture?

What can an EOC do to address those challenges?

Your Notes

Visuals

NIMS Components: Public Information




NIMS Element: Command and Management

Public Information

- The Public Information Officer supports the Incident Command.
- Public information functions must be coordinated and integrated across all levels of government and with the private sector and NGOs.
- Organizations participating in incident management retain their independence.

FEMA Visual 5.23 Multiagency Coordination

Joint Information Center (JIC)




The Joint Information Center (JIC):

- Is a physical location used to coordinate crisis communications, critical emergency information, and public affairs functions.
- May be established at each level of incident management, as required.
- Must include representatives of all stakeholders.

FEMA Visual 5.24 Multiagency Coordination

Your Notes

Speaking With One Voice

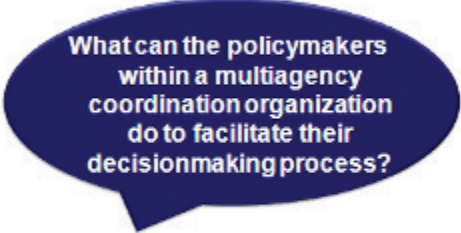


The Joint Information System (JIS):

- Is the framework for organizing, integrating, and coordinating the delivery of understandable, timely, accurate, and consistent public information.
- Encompasses all public information operations (i.e., local, tribal, State, Federal, and private sector) related to an incident.

FEMA Visual 5.25 Multiagency Coordination

Discussion Question



What can the policymakers within a multiagency coordination organization do to facilitate their decisionmaking process?

FEMA Visual 5.26 Multiagency Coordination

Your Notes

Visuals


Criteria for Determining Priorities



- Life Safety**
 - Threat to responders
 - Threat to public
- Incident Stabilization**
 - High damage potential
 - Incident complexity
 - Infrastructure protection
- Property Conservation**
 - Real property threatened
 - Environmental impact
 - Economic impact

FEMA Visual 5.27 Multiagency Coordination

Role of the MAC Group



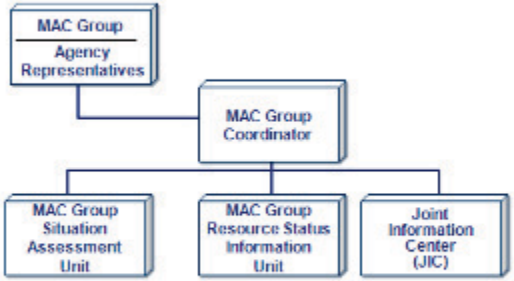
Interagency decisionmaking related to:

- Incident management policies and priorities.
- Logistics support and critical resource tracking.
- Resource allocation.
- Coordinating incident-related information.
- Coordinating interagency and intergovernmental issues regarding incident management policies, priorities, and strategies.

FEMA Visual 5.28 Multiagency Coordination

Your Notes


MAC Group Organization



```
graph TD; A[MAC Group Agency Representatives] --- B[MAC Group Coordinator]; B --- C[MAC Group Situation Assessment Unit]; B --- D[MAC Group Resource Status Information Unit]; B --- E[Joint Information Center JIC];
```

FEMA Visual 5.29 Multiagency Coordination

National Response Framework



- Establishes a comprehensive, national, all-hazards approach to domestic incident response.
- Defines principles, roles, and structures.

FEMA Visual 5.30 Multiagency Coordination

Your Notes

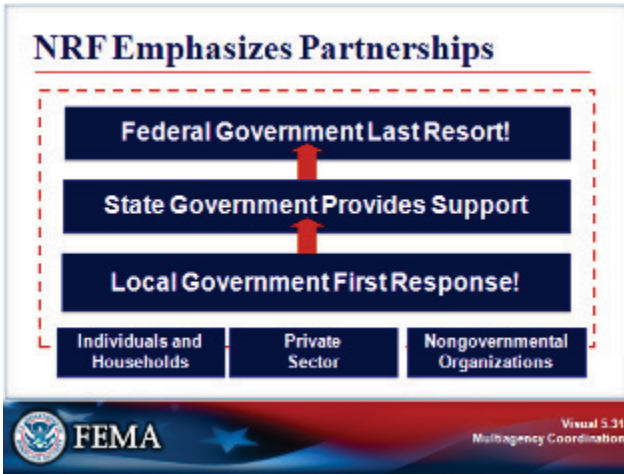
Job Aid: National Response Framework

Key points related to the NRF:

- All Federal departments and agencies may play significant roles in incident management and response activities, depending on the nature and size of an incident.
- The Secretary of Homeland Security is the principal Federal official responsible for domestic incident management. This includes coordinating Federal operations and resource deployments within the United States to prepare for, respond to, and recover from terrorist attacks, major disasters, or other emergencies.
- **Federal departments and agencies routinely manage the response to incidents under their statutory or executive authorities.** These types of responses do not require DHS coordination and are led by the Federal entity with primary jurisdiction. In these instances, the Secretary of Homeland Security may monitor such incidents and may, as requested, activate Framework mechanisms to provide support to departments and agencies without assuming overall leadership for the incident.

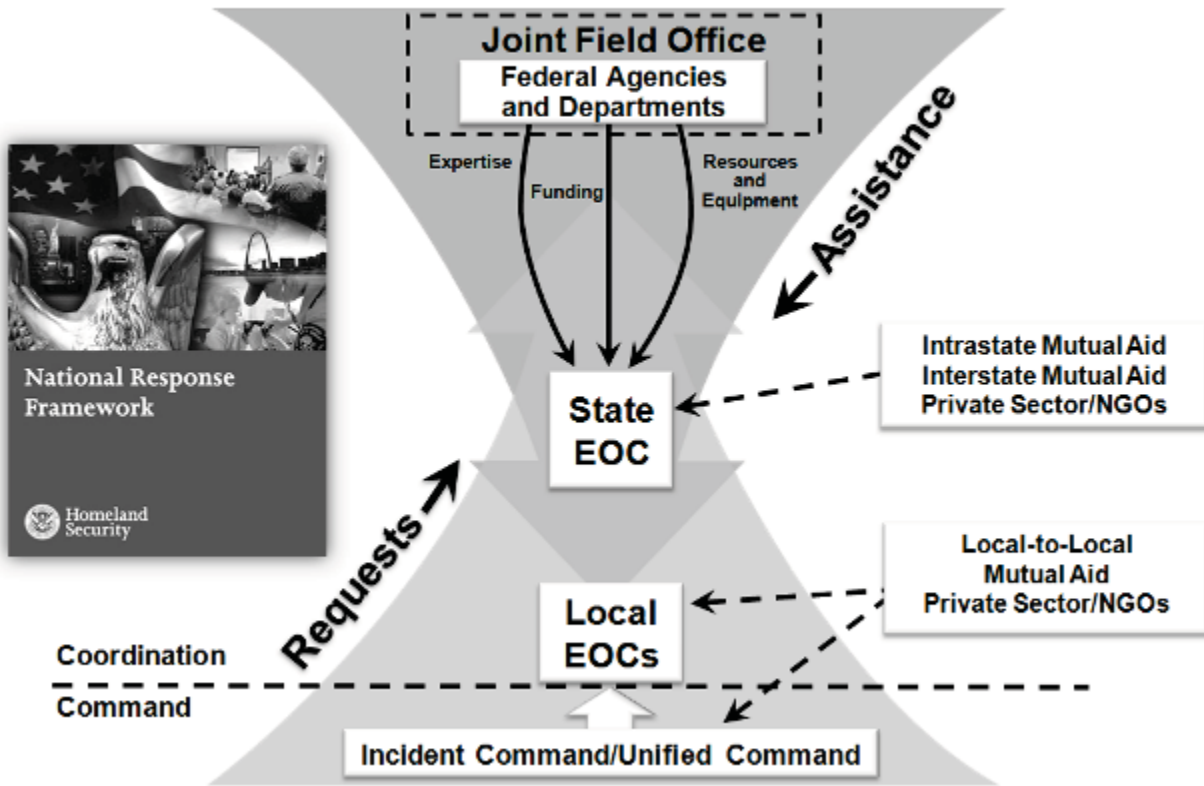
The following visuals describe the coordination elements and supporting entities to provide a unified, national response when the Department of Homeland Security is coordinating the incident. These structures build on the local, State, and tribal structures discussed thus far in this unit.

Visuals



View the enlarged flow graphic on the next page.

Resource Request and Delivery Flow



Visuals

Mutual Aid and Assistance Agreements

Allow one jurisdiction to provide resources, facilities, services, and other needed support to another jurisdiction during an incident.

Intrastate Mutual Aid
Interstate Mutual Aid (EMAC)

Local-to-Local Mutual Aid

FEMA Visual 5.33 Multiagency Coordination

National Operations Center (NOC)

Watch

- Multiagency operations 24/7.
- Monitors national picture.
- Puts incident in national context.

Intel & Analysis

- Provides threat information, analysis, and intelligence.
- Monitors national intel picture.

Planning Element

- Provides national-level planning recommendations to the Secretary.
- Provides staff support to the Domestic Readiness Group.

NICC

- Monitors critical infrastructure and key resources.
- Supports government and industry partners.

DHS Secretary

NOC Components

- Watch
- Intel & Analysis
- Planning Element
- NICC
- NRCC

FEMA Visual 5.34 Multiagency Coordination

Your Notes

National Response Coordination Center (NRCC)

DHS Secretary

NOC Components

- Watch
- Intel & Analysis
- Planning Element
- NICC
- NRCC

- Coordinates resource deployment.
- Provides operational support to regional and field structures.
- Develops strategic plans.
- Serves as an information conduit.

FEMA Visual 5.35 Multiagency Coordination

Regional Response Coordination Centers (RRCCs)

Coordinate regional response efforts, including:

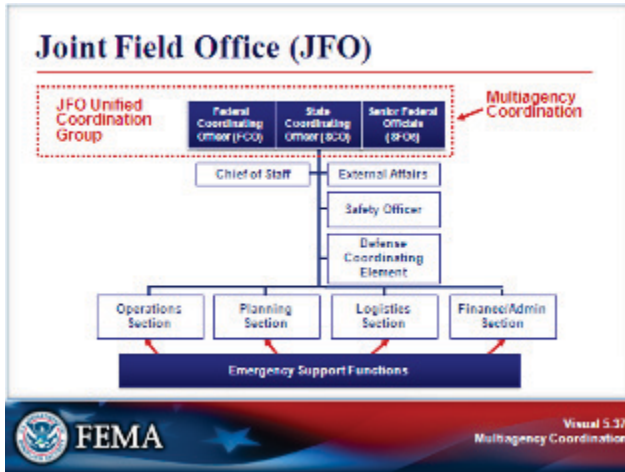
- Establishing initial Federal objectives.
- Providing Federal support to the affected States.
- Deploying teams to establish the Joint Field Office that will assume these functions.

FEMA Visual 5.36 Multiagency Coordination

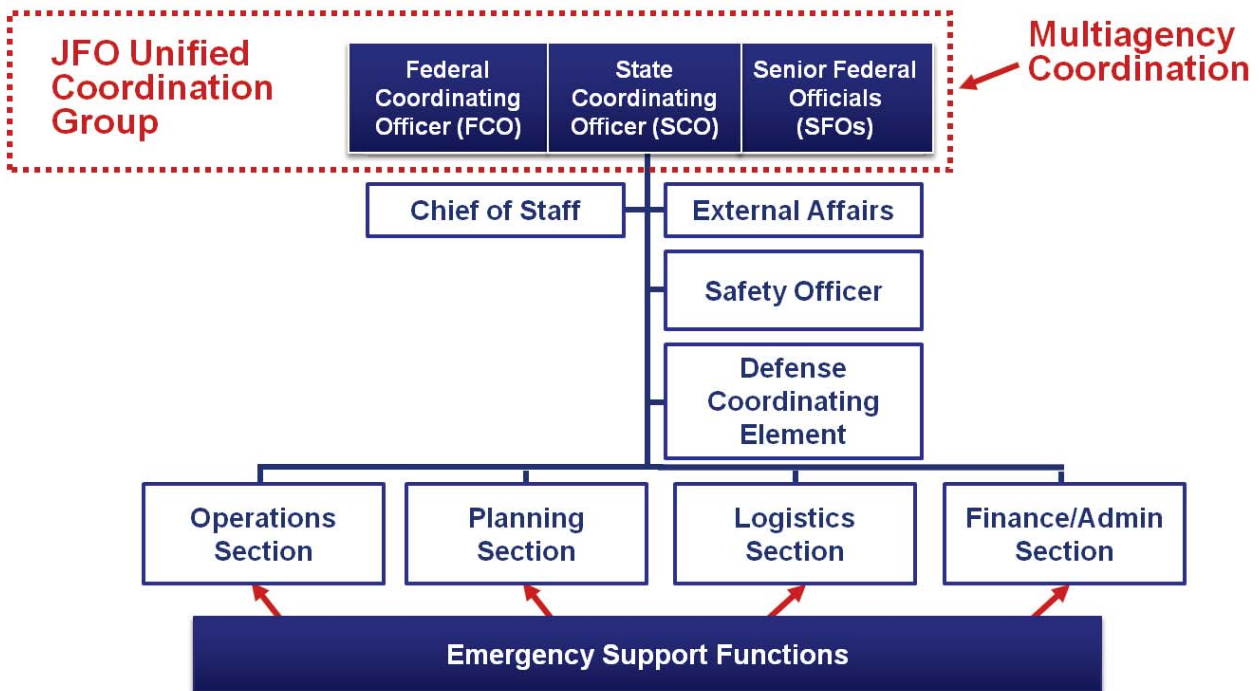
Your Notes

Unit 5: Multiagency Coordination

Visuals




View the enlarged organization chart below.





Visuals

Emergency Support Functions (ESFs)

- Primary Federal-level mechanism to provide assistance.
- Organized around functional capabilities (e.g., public health, search and rescue, etc.).
- Composed of primary and supporting agencies.



 **FEMA**  Visual 5.38
Multiagency Coordination

View the job aid on the next pages.

Your Notes

Unit 5: Multiagency Coordination

Job Aid: Emergency Support Function Teams and ESF Coordinators

ESF #1 – Transportation ESF Coordinator: Department of Transportation
<ul style="list-style-type: none">▪ Aviation/airspace management and control▪ Transportation safety▪ Restoration and recovery of transportation infrastructure▪ Movement restrictions▪ Damage and impact assessment
ESF #2 – Communications ESF Coordinator: DHS (National Communications System)
<ul style="list-style-type: none">▪ Coordination with telecommunications and information industries▪ Restoration and repair of telecommunications infrastructure▪ Protection, restoration, and sustainment of national cyber and information technology resources▪ Oversight of communications within the Federal incident management and response structures
ESF #3 – Public Works and Engineering ESF Coordinator: Department of Defense (U.S. Army Corps of Engineers)
<ul style="list-style-type: none">▪ Infrastructure protection and emergency repair▪ Infrastructure restoration▪ Engineering services, construction management▪ Critical infrastructure liaison
ESF #4 – Firefighting ESF Coordinator: Department of Agriculture (U.S. Forest Service)
<ul style="list-style-type: none">▪ Coordination of Federal firefighting activities▪ Resource support to wildland, rural and urban firefighting operations
ESF #5 – Emergency Management ESF Coordinator: DHS (FEMA)
<ul style="list-style-type: none">▪ Coordination of incident management and response efforts▪ Issuance of mission assignments▪ Resource and human capital▪ Incident action planning▪ Financial management
ESF #6 – Mass Care, Emergency Assistance, Housing and Human Services ESF Coordinator: DHS (FEMA)
<ul style="list-style-type: none">▪ Mass care▪ Disaster housing▪ Human services
ESF #7 – Logistics Management and Resource Support ESF Coordinator: General Services Administration, and DHS (FEMA)
<ul style="list-style-type: none">▪ Comprehensive, national incident logistics planning, management, and sustainment capability▪ Resource support (facility space, office equipment and supplies, contracting services, etc.)

Unit 5: Multiagency Coordination

Job Aid: Emergency Support Function Teams and ESF Coordinators (Continued)

ESF #8 – Public Health and Medical Services ESF Coordinator: Department of Health and Human Services
<ul style="list-style-type: none">▪ Public health▪ Health-related human services▪ Medical▪ Mental health services▪ Mass fatality management
ESF #9 – Search and Rescue ESF Coordinator: DHS (FEMA)
<ul style="list-style-type: none">▪ Life-saving assistance▪ Search and rescue operations
ESF #10 – Oil and Hazardous Materials Response ESF Coordinator: Environmental Protection Agency
<ul style="list-style-type: none">▪ Oil and hazardous materials (chemical, biological, radiological, etc.) response▪ Environmental short- and long-term cleanup
ESF #11 – Agriculture and Natural Resources ESF Coordinator: Department of Agriculture
<ul style="list-style-type: none">▪ Nutrition assistance▪ Animal and plant disease and pest response▪ Food safety and security▪ Natural and cultural resources and historic properties protection▪ Safety and well-being of pets
ESF #12 – Energy ESF Coordinator: Department of Energy
<ul style="list-style-type: none">▪ Energy infrastructure assessment, repair, and restoration▪ Energy industry coordination▪ Energy forecast
ESF #13 – Public Safety and Security ESF Coordinator: Department of Justice
<ul style="list-style-type: none">▪ Facility and resource security▪ Security planning and technical resource assistance▪ Public safety and security support▪ Support to access, traffic and crowd control
ESF #14 – Long-Term Community Recovery ESF Coordinator: DHS (FEMA)
<ul style="list-style-type: none">▪ Social and economic community impact assessment▪ Long-term community recovery assistance to States, local governments, and the private sector▪ Analysis and review of mitigation program implementation
ESF #15 – External Affairs ESF Coordinator: DHS
<ul style="list-style-type: none">▪ Emergency public information and protective action guidance▪ Media and community relations▪ Congressional and international affairs▪ Tribal and insular affairs

Visuals

Applied Exercise



Follow instructions . . .

- Presented by instructors.
- Outlined on handouts.



Visual 5.33
Multiagency Coordination

Summary (1 of 2)

You should now be able to:

- Describe the kinds of incident/event management problems that can occur due to a lack of multiagency coordination.
- Define essential terms related to multiagency coordination.
- Identify the major guidelines for establishing and using Multiagency Coordination Groups and Systems.
- Provide examples of the different levels at which multiagency coordination is commonly accomplished.
- Identify the primary components of a Multiagency Coordination System.



Visual 5.40
Multiagency Coordination

Your Notes

Summary (2 of 2)

You should now be able to:

- Describe examples of organizations that may provide multiagency coordination.
- List the responsibilities of multiagency coordination organizations.
- Identify the principal positions within a Multiagency Coordination System.
- Identify differences between Area Command, Unified Command, and multiagency coordination organizations.



Visual 5.41
Multiagency Coordination

Your Notes

Your Notes:

UNIT 6: COURSE SUMMARY

This page intentionally left blank

Visuals

Unit 6:
Course Summary






 **FEMA**  Visual 6.1
Course Summary

Review ICS-400 Course Objectives

Are you now able to:

- Explain how major incidents pose special management challenges?
- Describe the circumstances in which an Area Command is established?
- Describe the circumstances in which Multiagency Coordination Systems are established?



 **FEMA**  Visual 6.2
Course Summary

Your Notes

Review Course Expectations

Did the course meet your expectations?



 **FEMA**  Visual 6.3
Course Summary

Taking the Exam

Instructions:

1. Take a few moments to review your Student Manual and identify any questions.
2. Make sure that you get all of your questions answered prior to beginning the final test.
3. When taking the test . . .
 - Read each item carefully.
 - Circle your answer on the test.


→ You may refer to your Student Manual when completing this test.

 **FEMA**  Visual 6.4
Course Summary

Your Notes


Visuals

Feedback



Please complete the course evaluation form.

Your comments are important!



FEMA

Visual 6.5
Course Summary

Your Notes